

# Learning and Sharing: International Exposure

Batch: **July 2023**

Name of the Centre: **Principals Academy Singapore**

Presented by: **Shailender Thakur**

(Principal, GSSS Naru Nangal, Hoshiarpur)



# Agenda

1. My Learning
2. Project that I intend to Do
3. Expected Outcomes
4. Project Plan



## **My Learning**

## My Learning

I have attended professional development training programme at Principals Academy Singapore where I have learnt :-

- ❖ To focus on hard as well as soft skills. Hard skills are job specific Knowledge gained through training. Soft skills are personal competencies such as effective communication or skills that contribute to emotional intelligence.
- ❖ To keep up with the latest trends and updates relevant to teaching and learning process.
- ❖ To expand competencies to perform better in current role.
- ❖ To focus on work ethics and time management.
- ❖ To show dedication to self improvement.
- ❖ To interact with experts in Education Department to boost overall performance.
- ❖ To delegate responsibilities effectively among my colleagues.
- ❖ To maintain healthy relationships with colleagues .

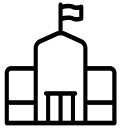


**Project that I intend to do**

## Background: Current Situation

- ❖ Indifferent attitude of parents regarding education of their children.
- ❖ Weak students lack interest in studies.
- ❖ Poor reading and numeracy skills of some students.
- ❖ Students are shy and lack confidence.
- ❖ Lack of guidance to academically promising students.
- ❖ Lack of infrastructure especially digital tools.
- ❖ Students lack critical thinking, innovation, creativity and entrepreneurship.

# Key Objectives of the Project



1. To maintain good school infrastructure especially digital tools which will make learning more engaging and dynamic.



2. To Create opportunities for teachers to reflect on their growth and areas for improvement through casual conversation.



3. To develop reading habits in students by making the best use of school library and prompting the students to express their views and ideas during Morning Assembly.



4. Assessment for learning in which assessment information is used by teachers to adjust their teaching strategies and by students to adjust their learning strategies.  
“Assessment of learning is a way to see what the students can do while Assessment for learning is a way to see what the teacher should do in response”.

## Target Population and Coverage

**beneficiaries of the project**

- **Students and Teachers both.**

**beneficiaries to be covered**

- **357 students and 21 teachers.**



## Key Activities of the Project

- ❖ To develop awareness in parents so that they become more concerned about the academic performance of their children.
- ❖ Identify strengths of weak students to boost their academic performance.
- ❖ Major focus on language skills and numeracy.
- ❖ Promoting games and extra curricular activities.
- ❖ Special attention to academically promising students.
- ❖ To Develop Infrastructure to cater every need (especially digital Tools) of students.
- ❖ To enhance knowledge, develop skills and positive attitude, Inculcate values and improve communication skill of every student .

# Funding

- ❖ Funds to organize monthly Parent Teacher Meet.
- ❖ Funds to purchase digital tools.
- ❖ Funds to maintain infrastructure.

## Source of Funding :

- ❖ Community members/ School grant.

## Expected Outcomes

- ❖ Confident and involved learners.
- ❖ Effective communicators.
- ❖ A safe environment in which all are free to learn from their mistakes and remain reflective and open minded.
- ❖ Students will guide, mentor and support peers to achieve excellence.
- ❖ Good academic results.
- ❖ Better achievement and maximum participation in co-curricular activities.
- ❖ Strong sense of responsibility among students, teachers and parents.

## Implementation plan

- ❖ **Student Portfolios :-** How each student learns and what is important to him or her in the learning process.
- ❖ Issuance of one library book to each student fortnightly and prompting the students to express their views and ideas during Morning Assembly.
- ❖ Promoting use of digital tools to make learning more enjoyable and dynamic.
- ❖ More Interactive discussions and sharing of ideas during morning assembly to maximize participation of students in order to develop skills and values.

## Implementation plan

- ❖ Self-developed booklets to learn the basics of language and numeracy skill.
- ❖ Hands on training, vocational education to enable the students for early employment.
- ❖ Roping in the parents' involvement through frequent PTM.

# Key Activities of the Project

Name of School : .....

CONTINUOUS AND COMPREHENSIVE  
EVALUATION

## STUDENT PORTFOLIO RECORD


NAME OF STUDENT : .....

CLASS : ..... DIVISION : ..... ROLL No : .....

### INDEX

SL. NO.	ITEM	PAGE
1.	Introduction	3 - 4
2.	Graph	5 - 6
3.	FA Activity Record	8
4.	Co-Scholastic Activity Record	9
5.	Participation / Achievement Record	10
6.	Parent Assessment Form	11 - 14
7.	Peer Assessment Form	15 - 17
8.	Self Assessment Form	18 - 20

# Key Activities of the Project




GOVT. SENIOR SECONDARY SCHOOL  
NARU NANGAL  
DISTT. HOSHIARPUR

STUDENT PORTFOLIO


Admission No: 1888  
Father: Anjana  
Mother's Name: Rashpal kumar  
Mother's Name: Usha Rani

## DETAIL OF PARENTS

Page \_\_\_\_\_  
Date \_\_\_\_\_



▲ NAME = RAVINDER KUMAR  
▲ VILLAGE = NARU NANGAL KILLA  
▲ MOBILE NO. = 90417 13786  
OCCUPATION = DRIVER



▲ NAME = MANJIT KAUR  
▲ VILLAGE = NARU NANGAL KILLA  
▲ MOBILE NO. = 75290 32699

## LANGUAGE PROFICIENCY

DI \_\_\_\_\_  
Pg. \_\_\_\_\_

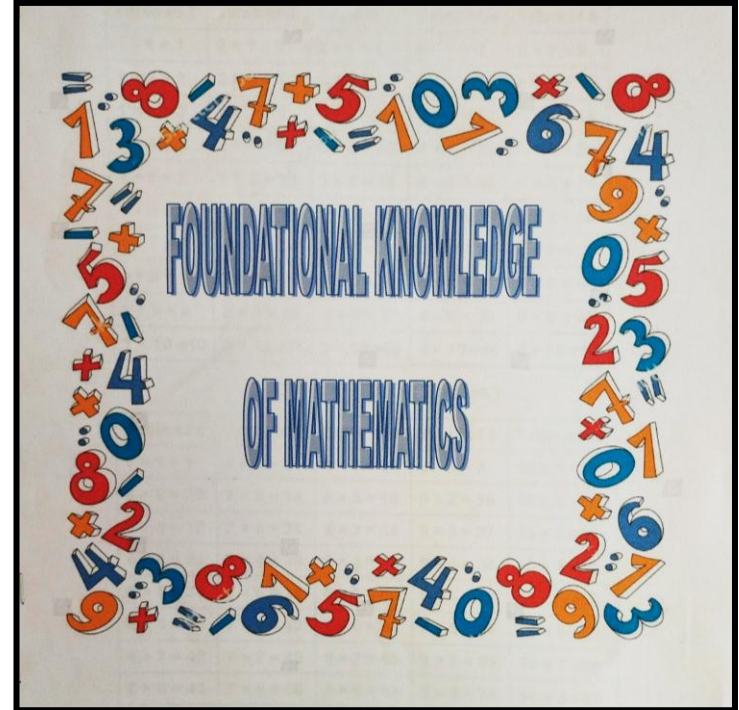
DETAIL

LANGUAGE	CAN READ	CAN WRITE
Punjabi	✓	✓
English	✓	✓
Hindi	✓	✓

Student Portfolios



## Key Activities of the Project



Self-developed booklets to learn the basics of language and numeracy skill



## Key Activities of the Project



Self-developed booklets to learn the basics of language and numeracy skill

## Key Activities of the Project



Develop reading habits in students by making the best use of school library

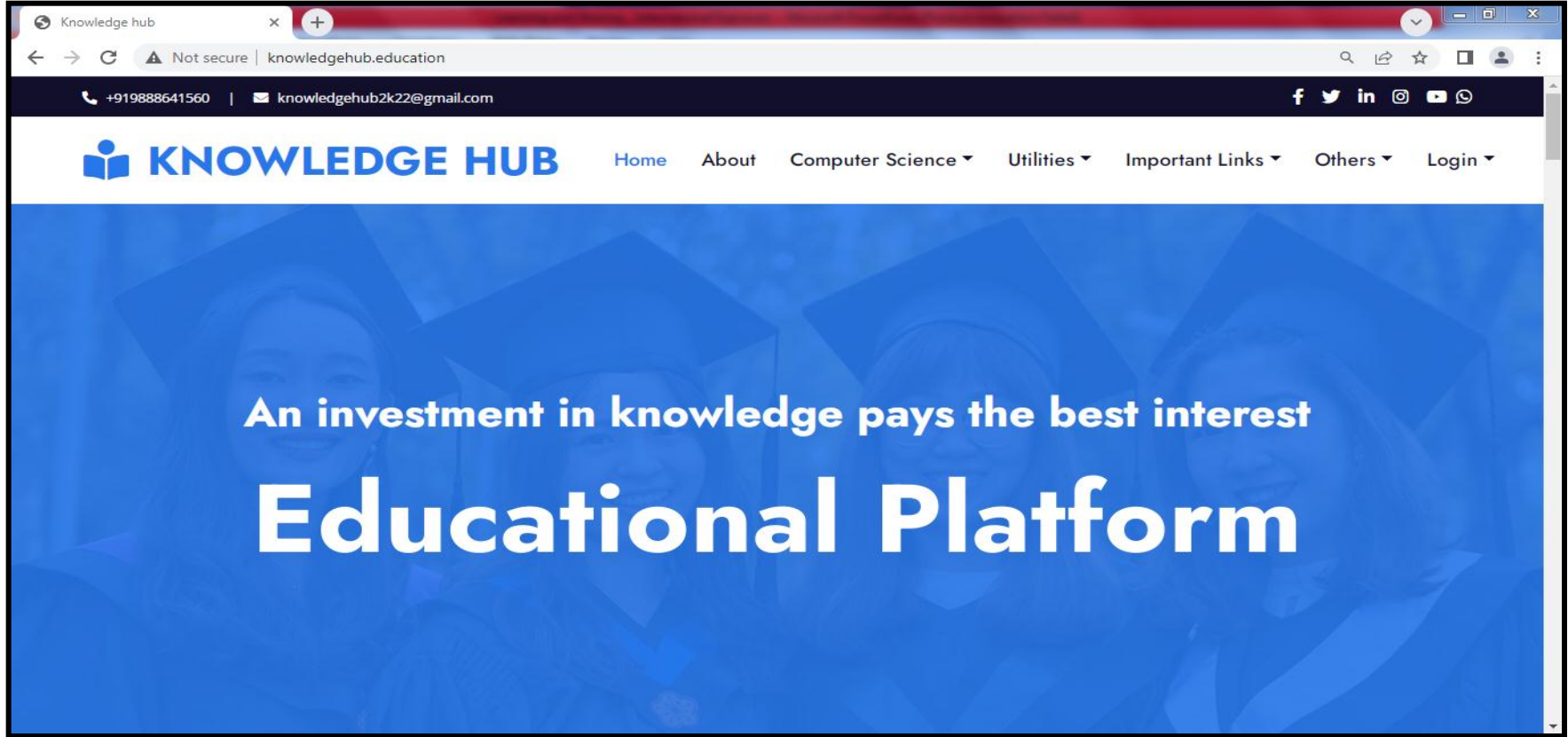


## Key Activities of the Project



Prompting the students to express their views and ideas during morning Assembly

# Key Activities of the Project



Use of digital tools

# Key Activities of the Project

## Computer Science

### Voice Notes (6<sup>th</sup>-12<sup>th</sup> Class)

Some students often feel burdensome while covering syllabus which results in lack of interest in studies. Some laborious students who are shining in studies face problem regarding retention of whole syllabus. There are many ways to overcome these difficulties of students. "Voice Notes" is an initiative to help such students to boost interest and retention power. We may use this remedy through Listening Lab, Projectors and Mobile Phone. These voice notes are in MP3 file format which can be downloaded once using internet to use it again and again in the absence of internet connectivity. Separate folder on your personal gadget will make voice notes accessible to students every where to cover whole syllabus. Listening skill is also enhanced through these voice notes.



"Voice Notes" Prepared by : Miss Savita

Knowledge Hub



Use of digital tools



## Key Activities of the Project



Develop reading habits in students by making the best use of school library

## Key Activities of the Project



Hands on training, vocational education to enable the students for early employment




# Key Activities of the Project



Hands on training, vocational education to enable the students for early employment



## Key Activities of the Project



Hands on training, vocational education to enable the students for early employment

# Challenges

- ❖ Staff Turnover (Vacant posts of teacher in coming months).
- ❖ Lack of Funding.
- ❖ Facilities management.
- ❖ Disciplinary issues.
- ❖ Indifferent attitude of parents (some student are not receiving adequate support outside the classes)
- ❖ Lack of Attendance(Increased Absenteeism).
- ❖ Staying up to date with learning technology.
- ❖ Time consuming administrative work.



**Thank You**